



IWP® Wood Interior Doors



Estate Collection | Craftsman Collection | Classic Collection Contemporary Collection | French Doors

Set a mood, establish a haven and express a style.

These are the possibilities you encounter when creating your home, and each one requires a singular focus and attention to detail. As you select each element—from furniture to lighting fixtures, cabinetry to crown moulding—a bigger story unfolds. It's a well-crafted story. One that reflects great care and ingenuity. The very same qualities are reflected in Custom Wood interior doors.



E0066 Clear Alder Door, Cherry Finish



The craftspeople at JELD-WEN® understand that details can make all the difference.

This belief guides them as they create architecturally inspired designs, select the finest materials, and handcraft each Custom Wood interior door. These artful doors are available with a wide assortment of design options for a personalized appearance that's consistent from room to room. Between our epic artistry and the distinctive combination of options you select, know that every door will be more than a functional passage. It will be a captivating masterpiece.



E0022 Door, see page 22 for details

Stylish Elements

TABLE OF CONTENTS

Estate Collection	8
Craftsman Collection	16
Classic Collection	22
French doors	36
Wood species and finishes	42
Wood surface options	48
Glass types	50
Hardware and accents	52
Additional options	54
Custom capabilities	56
Interior door types	58
Prefinishing and prehanging	60
Warranty	62

Select door glass in this catalog was photographed with an amber background for visual distinction. All glass is clear decorative glass, not amber.





Our beautiful Custom Wood interior doors are handmade from the finest materials to enhance any home. They're available with all the options you need to create a look that's individualized, eye-catching and cohesive. In fact, many of these options are also available for Custom Wood and Aurora® exterior doors to help you achieve a consistent look from the inside out.



Estate Collection

Each Custom Wood interior door from our Estate Collection will bring a sense of Old World enchantment to any space. The charming designs in this collection become even more visually interesting when you select from our vast range of options. Antique finishes and distressing give our doors a rustic appearance, while decorative clavos and straps provide a look that's architecturally authentic.



E1204 | Distressed Knotty Alder Door,
Antique Chappo Finish



E1223 | Distressed Knotty Alder Door,
Chappo Finish

All door styles shown in this catalog are available in any wood species and stain color we offer, with or without raised moulding, in a 1 3/8" thickness.



E1222 | Distressed Clear Alder Door,
Antique Cherry Finish



E1222 | Distressed Clear Alder Door,
Antique Cherry Finish,
1 3/4" Round Rust Patina Clavos



E1208 | Knotty Alder Door, Cherry Finish



E1204 | Custom Knotty Alder Doors, Pebble Grey Mist Finish, Segment Top



E1301 | Genuine Mahogany Door,
Antique Cherry Finish,
Segment Top



E1201 | Knotty Alder Door,
Antique Wheat Finish,
Segment Top



E1301 | Knotty Alder Door,
Antique White Wash Finish,
Segment Top


Variances in photography, printing and door sizes may cause the glass appearance and finish color as well as the door layout shown to vary from actual product. Please contact your local dealer for more information.





E1202 | Clear Alder Door, Wheat Finish

Variances in photography, printing and door sizes may cause the glass appearance and finish color as well as the door layout shown to vary from actual product. Please contact your local dealer for more information.



E1301 | Knotty Alder Door, Antique White Wash Finish,
1" Diamond Dark Patina Clavos, Segment Top



E1303 | Clear Alder Door, Chappo Finish, Segment Top



E1322 | Clear Alder Door, Antique Chappo Finish



E1321 | Clear Alder Door, Merlot Finish, 1" Diamond Clavos



E1302 | Cherry Door, Clear Finish, Segment Top



E1313 | Red Oak Door, Antique Wheat Finish

Variances in photography, printing and door sizes may cause the glass appearance and finish color as well as the door layout shown to vary from actual product. Please contact your local dealer for more information.



Craftsman Collection

This collection of Custom Wood interior doors is inspired by a range of Craftsman-era architectural styles, including Craftsman, Prairie and Mission. Each design features square sticking and flat panels for architectural detailing. With our wide range of wood species and stain options, it's easy to discover a combination that matches a home's wood trim, cabinetry and other Craftsman furnishings.



E0011 | Clear Alder Door,
Wheat Finish



E0022 | Clear Alder Door,
Cherry Finish



E022C | Cherry Door, Clear Finish,
Segment Top



E033C | Genuine Mahogany Door,
Wheat Finish



E0311 | Cherry Door, Clear Finish



E0055 | Custom Paint Finish Door



E1212 | Red Oak Door, Clear Finish



E0044 | Cherry Door, Chappo Finish



E044C | Knotty Alder Door, Ebony Finish




E0128 | Cherry Door, Wheat Finish



E0066 | Clear Alder Door, Clear Finish



E0088 | Knotty Alder Door, Chappo Finish



E0033 | Genuine Mahogany Door, Wheat Finish

Variances in photography, printing and door sizes may cause the glass appearance and finish color as well as the door layout shown to vary from actual product. Please contact your local dealer for more information.





Classic Collection

A Custom Wood Classic Collection interior door brings elegant artistry into any room. The collection includes an ample variety of door designs to complement a home's architectural style and interior decor. For example, a 6-panel design is ideal for a Colonial home, while a design with curved panels is suitable for a Victorian home. Louver and bifold doors are also available in this collection.



E0465 | Cherry Door, Chappo Finish



E0412 | Genuine Mahogany Door, Merlot Finish



E0432 | Red Oak Door, Chappo Finish



E0103 | Cherry Door, Wheat Finish



E0225 | Clear Alder Door, Clear Finish



E0760 | Custom Paint Finish Door



E0403 | Red Oak Door, Cherry Finish



E1730 | Genuine Mahogany Door, Cherry Finish



E0120 | Genuine Mahogany Door, Cherry Finish



E2050 | Genuine Mahogany Door, Ebony Finish



E3040 | Clear Alder Door, Chappo Finish



E0608 | Custom Paint Finish Door

Variances in photography, printing and door sizes may cause the glass appearance and finish color as well as the door layout shown to vary from actual product. Please contact your local dealer for more information.





E0712 | Oak Door, Chappo Finish



E0105 | Cherry Door, Merlot Finish



E0320 | Custom Paint Finish Door



E0120 | Clear Alder Door, Pebble Grey Mist Finish



E0305 | Genuine Mahogany Door, Gunstock Finish



E0422 | Genuine Mahogany Door, Wheat Finish



E0138 | Clear Alder Door, Clear Finish



E0011 | Genuine Mahogany Door,
Cherry Finish



E0022 | Oak Door, Chappo Finish



E022C | Clear Alder Door, Clear Finish



E0044 | Custom Paint Finish Door



E044C | Genuine Mahogany Door,
Chappo Finish

Variances in photography, printing and door sizes may cause the glass appearance and finish color as well as the door layout shown to vary from actual product. Please contact your local dealer for more information.



E0305 | Red Oak Door, Pebble Grey Mist Finish



E0055 | Clear Alder Door, Chappo Finish

Variances in photography, printing and door sizes may cause the glass appearance and finish color as well as the door layout shown to vary from actual product. Please contact your local dealer for more information.



E0055 | Clear Alder Door, Chappo Finish



E0088 | Genuine Mahogany Door,
Ebony Finish



E0055 | Cherry Door,
Dark Cherry Finish



E0066 | Cherry Door,
Dark Cherry Finish



E0033 | Genuine Mahogany Door,
Wheat Finish



E0022 | Cherry Door, Clear Finish



E022C | Walnut Door,
Chappo Finish



E0011 | Clear Alder Door,
Wheat Finish



E0044 | Oak Door, Wheat Finish



E044C | Oak Door, Wheat Finish





L202 | Genuine Mahogany Louver/
Louver Door, Cherry Finish



L212 | Knotty Alder Louver Panel Door,
Chappo Finish



L201 | Clear Alder Full Louver Door,
Clear Finish



E0V0-4 | Oak 2-Door Bifold,
Wheat Finish



E0V0-4C | Oak 2-Door Bifold,
Chappo Finish



E0V0-6 | Cherry 2-Door
Bifold, Cherry Finish



E0V0-8 | Genuine Mahogany
2-Door Bifold,
Ebony Finish

Variances in photography, printing and door sizes may cause the glass appearance and finish color as well as the door layout shown to vary from actual product. Please contact your local dealer for more information.



E0500 | Clear Alder Doors, Dark Cherry Finish, Vineyard Cast Glass,
1101 Sidelights with Clear Glass

French Doors

Our French door designs add natural brilliance to any interior space. In addition to increasing the amount of light in any room, these doors are an elegant way to separate spaces within a home. Various glass and coming types are available to complement different design schemes. Or select a decorative glass design to emphasize a room's theme. For example, our Game Room cast glass is ideal for a home's recreational area.



E0509 | Genuine Mahogany Door,
Cherry Finish, Clear Glass



E0442 | Genuine Mahogany Door,
Chappo Finish, Clear Glass



E0500 | Oak Door, Chappo Finish,
Clear Glass



E0513 | Cherry Door, Clear Finish,
Rain Glass



E0515 | Cherry Door, Merlot Finish,
Clear Beveled Glass



E0510 | Cherry Door, Clear Finish,
Clear Beveled Glass



E0508 | Clear Alder Door, White Wash Finish

Variances in photography, printing and door sizes may cause the glass appearance and finish color as well as the door layout shown to vary from actual product. Please contact your local dealer for more information.





E0500 | Mediterranean
Custom Paint Finish Door,
Mediterranean Cast Glass



E0500 | Game Room
Cherry Door, Cherry Finish,
Game Room Cast Glass



E0500 | Vineyard
Genuine Mahogany Door,
Cherry Finish, Vineyard Cast Glass



E0500 | Art Deco
Knotty Alder Door, Chappo Finish,
Art Deco Cast Glass



E0500 | Harvest
Clear Alder Door, Cherry Finish,
Harvest Cast Glass



E0500 | Ocean Waves
Genuine Mahogany Door,
Cherry Finish, Ocean Waves Cast Glass

Variances in photography, printing and door sizes may cause the glass appearance and finish color as well as the door layout shown to vary from actual product. Please contact your local dealer for more information.



Design Details

Make our door designs your own with our vast selection of aesthetic options, which include a range of wood species, finishes and textures, various types of glass and an array of hardware. Along with these options, our custom capabilities make it possible to have nearly any door you can imagine.

Effortless Beauty

ALDER—*Alnus rubra*

This versatile wood species features a fairly straight grain with areas of burl clusters and a few small knots. These marks add character to the door and will provide darker texture and color when finished. Alder varies from pale yellow to reddish brown, and it accepts stains exceptionally well. It's also the lightest and least dense of all the standard wood species we offer. *Also available: Knotty Alder.*



Chappo



Cherry



Chestnut



Clear*



Dark Cherry



Ebony



Gunstock



Merlot



Pebble Grey Mist**



Russet



Wheat




White Wash**

*With a Clear finish, variances in woodgrain and color are more apparent. Filled nail holes are also more noticeable.
**Custom Door tint finishes include White Wash and Pebble Grey Mist. These finishes are created with a wash process, which involves wiping paint on the door surface and immediately wiping it off, so only surface highlights remain. This process purposely does not produce the color consistency of typical penetrating stains, such as Chappo, Cherry or Merlot.

Wood Species & Finishes

CHERRY—*Prunus serotina*

The Cherry we use is carefully chosen and varies from rich red to reddish brown in color. It features a fine, straight and close grain with a smooth texture. Occasionally, thin gum pockets and small clusters of pin knots are visible. These character marks, along with random blonde streaks of sapwood, add a distinctive quality to the wood. Cherry stains easily and smoothly.



Chappo



Cherry




Chestnut



Clear*



Dark Cherry



Ebony



Gunstock



Merlot




Russet



Wheat

GENUINE MAHOGANY—*Swietenia Macrophylla*

Our Genuine Mahogany is the very best available; it's the kind that's typically used for the finest furniture and cabinetry. Its color ranges from reddish brown to a deep, rich red, and it stains well for a superior finish. The wood displays a prominent growth ring figure, with grain that is straight or interlocked. Genuine Mahogany offers less expansion, contraction and moisture absorption than most other hardwoods. *Also available: African Mahogany.*



Chappo



Cherry



Chestnut



Dark Cherry



Ebony



Gunstock



Merlot



Russet



Wheat

Wood Species & Finishes

OAK—*Quercus rubra*

We use Northern Red Oak of only the best grade, which ensures the greatest color and grain pattern consistency. This Oak is renowned for its dramatically pronounced grain pattern. This pattern varies from a tight, vertical grain to a beautifully arched pattern. The color range includes light straw and honey with a light pink hue. It also accepts stains very well.



Chappo



Cherry



Chestnut



Clear*



Dark Cherry



Ebony



Gunstock



Merlot



Pebble Grey Mist**



Russet



Wheat



White Wash**

*With a Clear finish, variances in woodgrain and color are more apparent. Filled nail holes are also more noticeable.

**Custom Door tint finishes include White Wash and Pebble Grey Mist. These finishes are created with a wash process, which involves wiping paint on the door surface and immediately wiping it off, so only surface highlights remain. This process purposely does not produce the color consistency of typical penetrating stains, such as Chappo, Cherry or Merlot.

WALNUT—*Juglans nigra*

This wood species is traditionally used for fine furniture, gunstocks and boatbuilding; its durability makes it ideal for our exterior doors as well. The color varies from a rich, dark brown to black with purple undertones. Walnut features attractive blonde sapwood streaks within the darker tones, and it generally has a straight grain with occasional waves or curls.

Also available: Knotty Walnut.



Chappo



Clear*

SMOOTH SURFACE PAINT OPTIONS

For a versatile, more contemporary look, select one of our paint colors. Our standard colors, shown below, are available for any door design. We can also match any JELD-WEN® Custom Wood Window clad color or any paint color you select; simply provide us with a 4" x 4" paint sample.



Ivory



Swiss Coffee




Eggshell



Khaki



Forest



Cobalt

WOOD SPECIES

In addition to the showcased wood species on these pages, Custom Doors are available in other species like Juniper and AuraLast® Wood upon request.

Distinctive Details - Surface Textures

All of our doors are available with unique surface textures that allow you to create a one-of-a-kind door with weather-worn, rustic appeal. Many of the below surface textures can be combined to create a custom distressed look. Smooth is our standard surface texture used for all our doors.

ANTIQUING

This look is achieved through a multi-step process that begins with applying a base stain for basic, overall color. Next a dark brown or black stain (depending on the base color) is applied between the mouldings, panels and character marks, which highlights these areas.



WIRE BRUSHED

Doors with this texture feature a charming, uneven appearance. It is a very rough, rustic surface texture. We achieve this look by running the wood through a wire brushing wheel (in the direction of the grain). This process tears random width and depth grooves into the wood for a randomly rough raised-grain appearance.



BLACKENED ANTIQUING

The blackened antiquing technique is used to highlight the surface textures as seen in the hammered sample on the right.



HAND HEWN

This texture adds the look of weather-worn waves to the wood, and it is our least pronounced texture. To create it, we plane channels of various sizes into the smooth wood surface. The areas between the smooth surface and channels are then hand-sanded for a visually appealing transition between the different surface depths.



CHISELED

We use chisels and other tools to achieve an aged look by applying random dents and dings, also called character marks.



HAMMERING

This textural option gives you a truly rustic timeworn appearance. In fact, it is our roughest and most rustic texture.



WORMHOLES

Along with character marks, we can simulate wormholes for an authentic old world charm.



Textural Options

We created a few samples of possible surface texture combinations for your convenience. Please remember, these are only suggestions! You can create a number of different surface textures to suit your unique design needs.

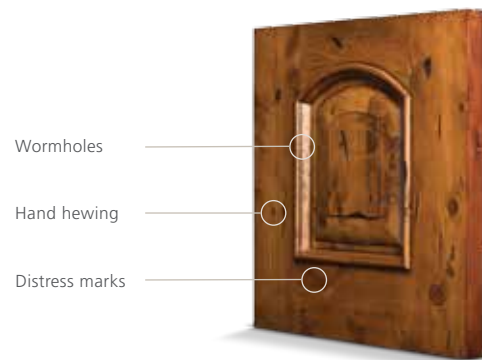
LIGHT DISTRESSING

Distress marks only, no wormholes or hand hewing



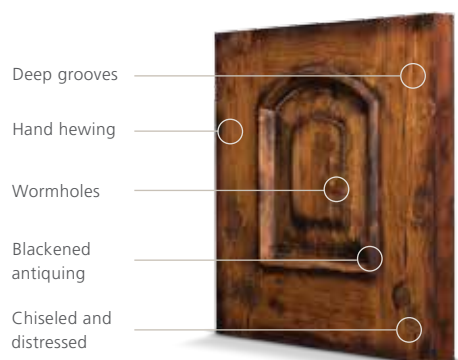
MEDIUM DISTRESSING

Hand hewing, wormholes and distress marks

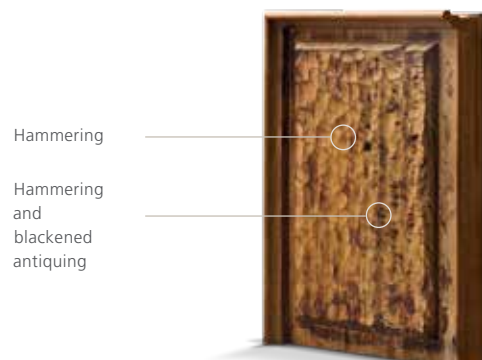


HEAVY DISTRESSING

Deep grooved, hand-chiseled distressing



HAMMERING AND BLACKENED ANTIQUING



CRAFTSMANSHIP DETAILS: PERMALANE™ PREFINISHING SYSTEM

Each IWP Custom Wood exterior door is protected by our exclusive Permalane™ finishing system. During this comprehensive 10-step process, our craftspeople apply quality stains, catalyzed sealers and a top coat to the door in a controlled factory environment. Fine hand-sanding occurs throughout the process, and detailed hand-rubbing occurs after the last finish coat. The resulting finish accentuates the natural beauty of the wood and the stain color; gives the door a satin feel; and provides protection from the elements.



Creative Brilliance

GLASS TYPES

Our French doors are available with many glass types, and each one offers its own attractive texture, pattern or color. This glass will not only enhance your chosen door, but also add radiance to your entire home. Glass types used for our standard designs can also be used for custom creations.



Waterglass




Water Champagne



Waterglass Tornasol



Cathedral Rose



Weave



Ripple



Reed



Rain (Cotswald)



Gotta



Glue Chip



Iridescent Gotta



Iridescent Granite



Clear Granite



Clear Krinkle



Wispy White



Seedy



Seedy Baroque

Note: Not all glass designs available in all door designs. Please check with your dealer for sizes and availability.



This image contains no glass, for comparison

Glass Options



Clear Baroque



Grey Baroque



Black Baroque



Blue Baroque



Amethyst Baroque



Antique Clear



Antique Brown



Antique Light Green



Antique Light Rose



Antique Light Blue



Antique Pale Amber



Antique
Medium Amber



Antique Light Purple



Waterglass
Pale Amber



Waterglass
Light Purple




Waterglass Blue



Waterglass
Cherry Red



Opal Light
Green Wispy



Opal Avocado




Opal Transparent
Pale Amber




Opal Wispy
Pale Caramel



Opal Dense
Pale Amber



Etched



Frosted



Flash White

Variances in photography, printing and door sizes may cause the glass appearance and finish color as well as the door layout shown to vary from actual product. Please contact your local dealer for more information.

Creative Brilliance

DECORATIVE METAL ACCENTS

With decorative metal accents, our Estate Collection interior doors exude character in every detail. These accents include radius, corner and rail straps, as well as diamond and round clavos. Each type of accent is available in either Rust Patina or Dark Patina.



Radius Strap,
Dark Patina



Corner Strap,
Dark Patina



Rail Strap,
Dark Patina

ELEMENTS OF STYLE: CLAVOS

Our dedication to craftsmanship is especially evident in our decorative clavos. These details are designed to add visual authenticity to doors for Old World homes. In fact, they were inspired by the functional bolt heads that were used in Medieval and Renaissance architecture. The shapes, finishes and hand-forged appearance of our clavos testify to the thoughtful artistry of another age.



1" Diamond Clavos,
Dark Patina



1 3/4" Diamond Clavos,
Dark Patina



1" Round Clavos,
Rust Patina



1 3/4" Round Clavos,
Dark Patina

Hardware & Accents

HINGE OPTIONS

Our solid brass concealed-bearing hinges are available in four different finishes, so you can choose one to match or complement the other hardware for your door. If you select Oil-Rubbed Bronze, please note that its appearance will change over time.



DECORATIVE TIPS


For added character, select our decorative hinge tips. They're available in three shapes, and each shape comes in any of our hinge finish colors.




Marks of Distinction

STILES AND RAILS

Stile and rail features include an engineered lumber core, which is stronger and more durable than solid wood and resistant to shrinkage. JELD-WEN reserves the right to build in solid construction or use finger joint stiles, rails and veneers. Shown in 1 3/8":



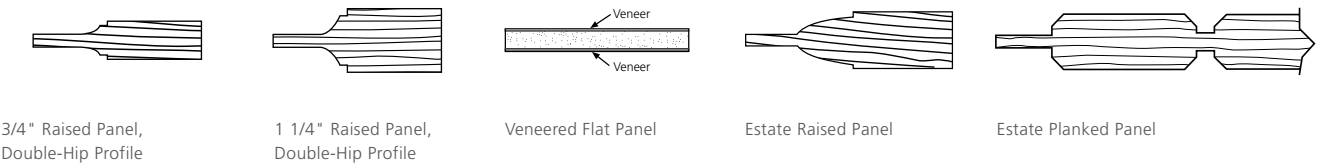
Shown in 1 3/4":



PANEL, STICKING AND MOULDING OPTIONS

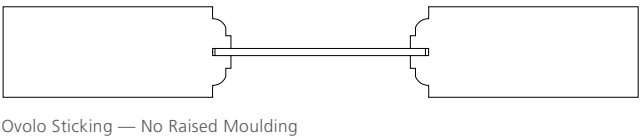
Even a seemingly minute detail can make a significant difference in the look of a door, which is why we offer a range of panel, sticking and moulding options. The panel profile is the dimensional detail design of a panel. We offer four panel profiles: double hip, flat, estate raised and estate planked. Sticking profiles, which are the detail around the perimeter of the panel, are available in either ovolo or square sticking. Two raised moulding options are also available.

PANEL DESIGNS



STILES AND RAILS: FRENCH AND PLANTATION LOUVER DOOR STICKING OPTIONS

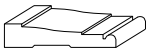





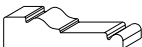

True divided lite French doors and full lite doors are available with ovolo sticking, 1/4" safety glass, and several different types of decorative glass designs. All French doors from JELD-WEN are crafted as true divided lites. Each lite of glass is clamp glazed in place, eliminating nail holes and putty marks.



Additional Options


CASINGS

Our casing selection includes various profiles and sizes to complement nearly every architectural style. If you want something different, custom casings are also available (please contact your local dealer for more information).


		Order no.	Dimensions			Order no.	Dimensions
Casing		#24	1 1/16" x 3 1/4"	Casing		#16	3/4" x 2 1/4"
Casing		#25	1 1/16" x 3 1/2"	Casing		#14	3/4" x 2 1/4"
Casing		#23	1 1/8" x 3 1/2"	Casing		#13	3/4" x 3 1/2"
Casing		#17	1 3/15" x 4 1/2"	Casing		#21	5/8" x 3 1/2"

PLANTATION STYLE LOUVER DOORS

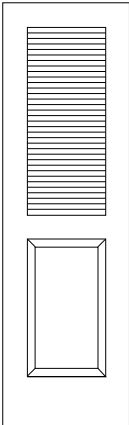
These doors feature slats that are wider than traditional louver doors for increased air circulation.



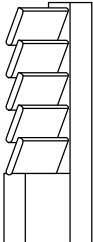
Full Louver
L201



Louver / Louver
L202



Louver / 1 Panel
L212



Slat thickness = 3/8"
Slat width = 2 1/4"

On louver over panel doors, any panel may be selected to match your door collection.

Personal Passages

Our interior doors can be customized in many ways, which we've highlighted here. For more information, please consult your local dealer.

SHAPES

Creating a customized door often begins by questioning conventions. For example, why must an interior door be completely rectangular? With us, you have a few other options. Custom door shapes include square top, segment top and radius top.

SIZES

We provide a range of custom door sizes. You can select widths up to 42", heights up to 96", and thicknesses of 1 3/8", 1 3/4", or 2 1/4".

CARVING

An ideal way to showcase wood's beauty is with carving. Whether you want a traditional floral motif or a contemporary company logo, we have the capabilities to hand-carve custom designs. The only limit is your imagination.



E1212 | Red Oak Door, Clear Finish, Square Top



E1301 | Knotty Alder Door, Antique White Wash Finish, 1" Diamond Clavos in Dark Patina, Segment Top



E1202 | Clear Alder Door, Wheat Finish, Radius Top



Stylish Variety

PASSAGE DOORS

These doors are available as full and square machined door slabs, or are beveled and hinged prehung units.

DOUBLE DOORS

This door type includes two doors that can be specified as "doors only" or as a prehung unit within a single jamb. When double doors are specified, the jamb is sent loose, with hinges applied for job site assembly. If specified, the astragal is attached to the inactive door and ball catches are installed.

STANDARD PRE-FIT CLEARANCES FOR PASSAGE UNITS:

- Doors are full height, 3/16" under nominal in width (3/32" off each side)
- Double door units have a 3/32" gap between doors

POCKET AND DOUBLE POCKET DOORS

Pocket door jambs are sent loose. The header and one leg are split to accommodate the hardware's functioning. Hardware is not included. Install appropriate hardware for 1 3/8"-thick pocket doors. If jambs are not needed, a passage door only (i.e., a slab) can be ordered without a handing designation. Pocket doors are not available with raised moulding.

STANDARD PRE-FIT CLEARANCES FOR POCKET UNITS:

- Doors are full height, 3/16" under nominal in width (3/32" off each side)
- Double door units have a 3/32" gap between doors

BIFOLD DOORS

A bifold door can be ordered with or without a jamb. Track hardware is included. Bifold doors are undersized in height to accommodate the track hardware. Slabs are hinged by JELD-WEN. Jambs (if specified) are sent loose. Wood fascia trim is included to conceal the track hardware after installation.

STANDARD PRE-FIT CLEARANCES FOR BIFOLD UNITS*:

- 1" under nominal in height* (for hardware track clearance)
- 1/2" under nominal in overall width (2-door bifolds)
- 1" under nominal in overall width (4-door bifolds) to accommodate heavy-duty track hardware

*The callout size of a bifold door is the finished opening size
(e.g., 4'0" x 6'8" means that a bifold uses a 4'0" x 6'8" finished opening size).

Interior Door Types

BYPASS DOORS

Bypass doors can be ordered with or without jambs. Bypass track hardware is included (heavy-duty hardware is supplied with 1 3/4" -thick doors). These doors are undersized in height to accommodate the track hardware. When jambs are ordered, the header jamb is sized 1" under nominal width so that the bypass doors will overlap by 1".

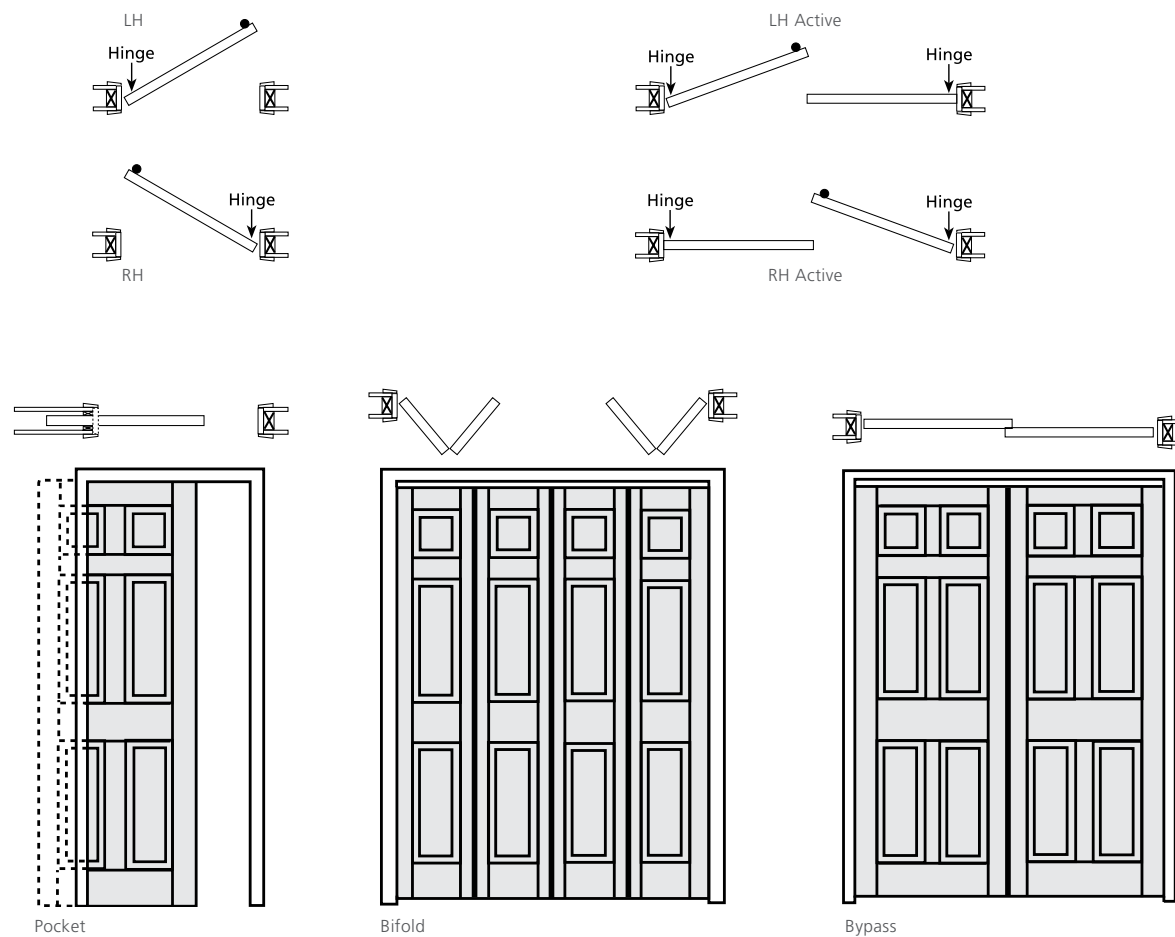
Jambs (if specified) are sent loose. Wood fascia trim is included to conceal the track hardware after installation.

Bypass doors are not available with raised moulding.

STANDARD PRE-FIT CLEARANCES FOR BYPASS UNITS:

- 1" under nominal in height** (for hardware track clearance)
- 3/16" under nominal in width

**1 3/4" -thick bypass doors are sized 2" under nominal in height to accommodate heavy-duty track hardware.

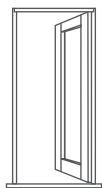


Stylish Variety

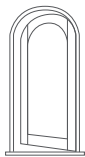
Custom Wood interior doors are available as slabs (doors only) or as prehung units (hinged within a select jamb). Doors ordered as slabs must be specified as either pre-fit, which are sized to fit within a jamb opening, or full and square, which are doors that are sent from the factory sized at full nominal width to be undersized, beveled and machined by the purchaser for hinging and hanging within a jamb. Full and square bifold slabs are not available.

INSIGNIA® PREHUNG DOOR SYSTEMS

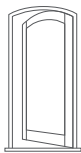
All Custom Wood interior doors are available prehung with our Insignia Door System. This complete package ensures smooth, easy installation with a precise fit. It includes all the necessary components, and each part is carefully fashioned for a correct fit.



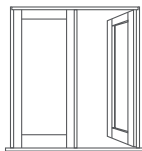
System 1
Single Door



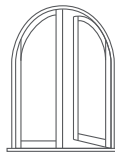
System 1
Single Radius Door




System 1
Single Segment Door



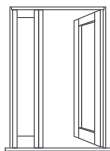
System 2
Double Doors



System 2
Double Radius Doors



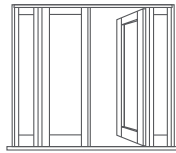
System 2
Double Segmented Doors



System 3
One Door,
One Sidelights



System 4
One Door,
Two Sidelights



System 5
Two Doors,
Two Sidelights

Prefinishing & Prehanging

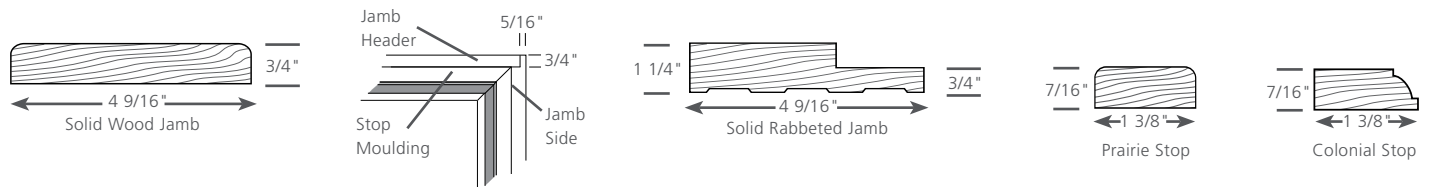
JAMB SELECTION

Flat side jambs are 4 9/16" or 6 9/16". Rabbeted jambs are available and are used in some applications rather than flat jambs with applied stops.

Jamb legs are joined to the header with a dado joint. Applied stop moulding is mitered at the header joint. Colonial stop moulding is standard and is used for all applications unless otherwise specified. A Prairie stop is optional.

Each prehung door is shipped standard with a temporary stop. The jamb is completely finished without stop moulding. Dummy stop material is applied to secure the door during shipment; it is removed at the job site. Loose stop moulding is applied to cover all installation nails and can be aligned on-site to allow for variances in reveals and installation tolerances.

In typical installations, the casing should be installed with a 1/8" to 1/4" setback from the jamb.

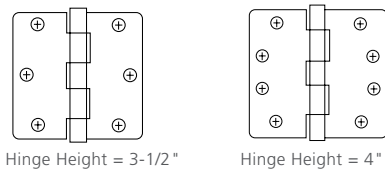


Jamb legs are dadoed to join with the jamb header. An applied stop moulding is mitered at the joint. Jambs are 1" longer than the prehung door for job site trimming as needed.

HINGES

All 6'8" - and 7'0" - high doors are prehung with three hinges; 8'0" doors are hung with four hinges.

- 1 3/8"-thick doors are hung with 3 1/2" x 3 1/2" hinges with 1/4" radius corners
- 1 3/4"-thick doors are hung with 4" x 4" hinges with 1/4" radius corners



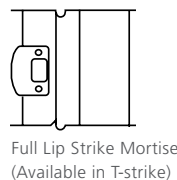
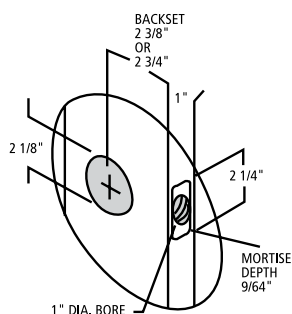
HINGE OPTIONS

- 1/4" Radius Corner
- Polished Brass US3
- Polished Chrome US26
- Satin Nickel US15
- Oil-Rubbed Bronze US10B
- Square Corner

BORE

Prehung doors are bored with standard 2 1/8" face bore and a 1" edge bore. The edge is mortised (1/4" radius corners) for a 1" x 2 1/4" latch faceplate. The face bore is located approximately 44" from the top of an 80" door, 48" from the top of an 84" door and 60" from the top of a 96" door. Custom boring is available on a quote and availability basis.

Standard backset is 2 3/8". A 2 3/4" backset is also available.



JELD-WEN® INTERIOR AND EXTERIOR DOOR SLAB AND SYSTEM LIMITED WARRANTY

OUR WARRANTY TO YOU...

JELD-WEN® Products¹ are designed to create lasting value for your home. This warranty is effective for JELD-WEN products manufactured on or after **May 1, 2012** for use in the United States and Canada. Any previous warranties will continue to apply to products manufactured by JELD-WEN prior to this date. For additional information, including care and maintenance information refer to www.jeld-wen.com or www.jeld-wen.ca.

What This Warranty COVERS

We warrant to the original owner² that if your JELD-WEN Product exhibits a defect in material or workmanship within the time periods from the date of purchase as specified below, we will, at our option, repair, replace or refund the purchase price of the Product or component part. Skilled labor³ (where deemed necessary by us) to repair or replace any component is provided for **one (1) year** from the date of purchase.

Owner-Occupied Single-Family Residence Limited Warranty

Door Slabs: Except as set forth below, we warrant our door slabs, including any glass inserts, miscellaneous hardware, and accessories provided and installed by us, as follows:

Door Slab	Coverage
Fiberglass Exterior Doors	As long as you own and occupy your residence
FiberLast® Engineered Composite Exterior Doors	As long as you own and occupy your residence
Steel Exterior Doors	Ten (10) years
Wood Exterior Doors	Five (5) years
Interior Doors	Five (5) years

Factory Prefinish: We warrant the factory-applied prefinish on our doors against peeling, checking, or cracking for periods listed below. Should the factory prefinish be proven defective, we will at our option, replace or refinish the door or pay up to credit per opening to the current owner. (Note: this coverage applies to factory-applied finish coat options only; standard factory-applied primer is not a finish coat.)

Product	Coverage	Refinish Credit
Aurora® Fiberglass Doors	5 years	\$350 per opening
Custom Exterior Wood Doors	1 year	\$250 per opening
Custom Interior Wood Doors	1 year	\$150 per opening
All other Doors	1 year	\$100 per opening

Door Frames: We warrant our door frames for **one (1) year** from the date of purchase.

AuraLast® Protection for Door Slabs and Frames: Our AuraLast pine wood door slabs will be free from wood decay and/or termite damage for **twenty (20) years** from the date of initial purchase. Our AuraLast pine door frame components will be free from wood decay and/or termite damage **for as long as the original consumer owns the home** in which the AuraLast wood frames are originally installed. Warranty coverage outside Canada, the contiguous 48 states and Alaska is contingent upon approval from the JELD-WEN Customer Care Department. Please contact us.

Severe Weather® Glass: We warrant each Severe Weather glass unit for **ten (10) years**.

Retractable Screens: We warrant retractable roll screens for **five (5) years**.

Spontaneous Glass Breakage: We warrant sealed glass units installed in exterior doors (excluding laminated glass, and special glazings) for spontaneous breakage for **one (1) year** (including free replacement glass and skilled labor³ necessary

to replace the glass for one (1) year. Spontaneous breakage occurs when the glass develops a crack without sign of impact.

Commercial Limited Warranty (Other than Owner-Occupied Single-Family Residence)

Fiberglass, FiberLast, Steel, Wood and Interior Door Slabs: We warrant our door slabs for **five (5) years** from the date of initial purchase.

All Other Products, Components, Prefinishes, and Options as Listed Above: Coverage is the same as for Owner-Occupied Single-Family Residences as listed above.

Transferability

This warranty is not transferable.

How to Get Assistance

If you have a problem with your JELD-WEN Door, immediately upon discovery, contact the distributor or dealer from whom you purchased our product or contact us directly:

In the United States:

Mail: JELD-WEN Customer Care
Attn: Door Warranty Claims
P.O. Box 1329, Klamath Falls, OR 97601
Phone: 800-JELD-WEN (800-535-3936)
Fax: 800-436-5954
Email: CustomerServiceAgents@jeld-wen.com
Web: www.jeld-wen.com/contact-us

In Eastern Canada:

Mail: JELD-WEN Service Department
90, rue Industrielle
Saint-Appollinaire, Quebec, Canada G0S 2E0
Phone: 800-463-1930
Fax: 888-998-1599

In Western Canada:

Mail: JELD-WEN Service Department
550 Munroe Avenue
Winnipeg, Manitoba, Canada R2K 4H3
Phone: 888-945-5627
204-668-8230
Fax: 204-663-1072
Email: wpgservice@jeld-wen.com

We can respond quickly and efficiently if you provide the following: a) date and location of purchase, or product identification from the tag on the top edge of the slab, b) how to contact you, c) the address where the product can be inspected, and d) a description of the apparent problem and the product (photographs are helpful).

What We Will Do

Upon receiving your notification, we will send out an acknowledgement within three business days to the contact, which you have provided. We will investigate your claim and will begin to take appropriate action within 30 days after receipt of notification. If your warranty claim is denied, we may charge an inspection fee for an onsite inspection that is required or requested by you.

If your claim is accepted, and we choose to repair or replace the product or a component of the product, the replacement product/component will be provided in the same specification as the original product. Replacement products, components and services are warranted for the balance of the original product or service warranty, or 90 days, whichever is longer.

If the claimed nonconformity is warp of a door slab, we may defer repairing or replacing the door slab for a period up to 12 months from the date of claim. It is not uncommon for a temporary warp condition to occur as the door slab adjusts to local humidity and temperature conditions. This deferral will not be counted against the warranty period.

Continued on next page

What This Warranty Does NOT Cover

JELD-WEN manufactures and sells both individual door slabs and complete door systems. This warranty does not cover parts or components (e.g., locksets, handles, etc.) not sold by JELD-WEN to the original owner. See your distributor or dealer regarding the warranty on the entire door system and/or these other components.

We are not liable for:

- Normal wear and tear, including normal wear and tear of weatherstrip; and natural weathering of surfaces or variations in the color or texture of wood or finish; surface cracks that are less than 1/32" in width and/or 2" in length; for knotty alder and juniper: surface checks that are less than 1/8" in width and/or 5" in length, and knot placement, quantity, or size.
- Problems due to misuse or abuse; failure to follow the care and maintenance instructions; or as a result of any cause beyond our reasonable control (e.g. fire, flood, earthquake, other acts of nature, and acts of third parties outside of our control).
- Problems related to: improper field finishing of all surfaces (front and back) and edges (top, bottom, and sides) of the door slab and frame (See our Finishing Instructions at www.jeld-wen.com/resources); variation or unsatisfactory results in sheen or texture resulting from the field application of paint or any other finishing material.
- Failure to provide an adequate overhang for exterior doors; damage caused by extreme temperature buildup where storm doors are present. For general guidelines, see our "Appropriate Protection for Exterior Doors" in our product literature or at www.jeld-wen.com/resources; for specific information pertaining to your structure, consult your contractor or other building professional.
- Warp for any 3'6" wide by 8' 0" high by 1 3/4", or smaller door slab, which does not exceed 1/4" in the plane of the door slab itself; door slabs wider and/or higher are not guaranteed for warp.
- Bow or misalignment in the frame or jamb in which the door slab is hung (if such is purchased from JELD-WEN unmachined and not prehung).
- Slight expansion or contraction due to varying environmental conditions; slab movement (shrinkage or swelling) of 1/4" or less due to temperature and humidity, consult our Care & Maintenance documents on how to work with this natural movement.
- Wood decay for wood components other than of AuraLast pine; and wood decay for any wood components (including pine) that come in direct contact with soil. Note: superficial mold/mildew does not indicate wood decay.
- Problems related to water and/or air infiltration due to improper assembly; installation errors or flaws in building design and construction; installation must be in strict conformance with the installation instructions provided by the manufacturer of the door entry system.
- Structural integrity issues or other problems caused by improper field fitting of the hardware, improper sizing of the door slab, or other assembly problems.
- Slight imperfections or wavy distortions in the glass that don't impair structural integrity. Note: wavy distortions in the glass (e.g. related to laminate interlayer or heat strengthening of glass) are not considered a defect. Slight color variations in glass are not considered a defect.
- Screen damage due to normal wear and tear, misuse, abuse, or insect or animal activity.
- Condensation or damage as a result of condensation (Note: unless due to insulating glass failure, most condensation problems are related to excessive humidity levels in a structure; contact a heating/air conditioning specialist for help).
- Damage or poor product performance resulting from installation into a condition that exceeds product design standards and/or certified performance specifications and/or does not comply with applicable building codes.
- Hardware, accessories or inserts that are not provided by us.

- Discoloration or rusting of decorative metal accent options, such as grilles, clavos, straps, etc.; discoloration of wood sills provided by us.
- Cost for labor, removal or disposal of defective product(s), installation or finishing of the replacement door or component.
- Incidental or consequential damage. Some states/provinces do not allow the exclusion or limitation of incidental or consequential damages, so this may not apply to you.

Important Legal Information --

Please read this carefully. It affects your rights.

This Limited Warranty document sets forth our maximum liability for our products. We shall not be liable for special, indirect, consequential, or incidental damages. Your sole and exclusive remedy with respect to any and all losses or damages resulting from any cause whatsoever shall be as specified above. We make no other warranty or guarantee, either express or implied, including implied warranties of merchantability and fitness for a particular purpose to the original purchaser or to any subsequent user of the Product, except as expressly contained herein. In the event state or provincial law precludes exclusion or limitation of implied warranties, the duration of any such warranties shall be no longer than, and the time and manner of presenting any claim thereon shall be the same as, that provided in the express warranty stated herein. This Limited Warranty document gives you specific legal rights, and you may have other rights that vary from state/province to state/province.

Any dispute, controversy or claim arising out of or relating to this warranty, any alleged breach thereof, or the use or sale of the products to which this warranty applies shall be resolved by mandatory and binding arbitration administered by the American Arbitration Association in accordance with its commercial arbitration rules. Original purchaser agrees that they may assert claims against JELD-WEN in their individual capacity only, and not as a plaintiff or class member in any purported class action proceeding. Rejection of these dispute resolution provisions must be sent to JELD-WEN at the address provided herein within thirty (30) days of original purchaser's receipt of the Products to which this warranty applies.

No distributor, dealer or representative of JELD-WEN has the authority to change, modify or expand this warranty. The original purchaser of this Product acknowledges that they have read this warranty, understand it and are bound by its terms and agrees to provide this warranty to the original owner of the structure into which the Product is installed.

¹ "JELD-WEN Products" shall refer to interior and exterior door slabs and systems manufactured in the United States and marketed under the JELD-WEN brand name for use in the United States and Canada. See our separate Export Warranty for applicable coverage on products used outside the United States and Canada.

² This warranty extends to the original owner (original owner means the contractor/dealer/distributor/purchaser and the initial owner of the structure where the product is initially installed) and is not transferable. The original purchaser of this product acknowledges that they have read this warranty, understand it and are bound by its terms and agrees to provide this warranty to the original owner of the structure into which the product is installed. Should state or provincial law preclude no transferability, then the warranty period is effective as applicable up to **five (5)** years from the date of initial purchase for door slabs and systems and **one (1)** year from the date of manufacture for the factory pre-finish.

³ "Skilled labor" refers to tasks where specialized technical knowledge, experience, methods or tools are required to properly identify, diagnose and/or correct product-related problems.

© 2016, JELD-WEN, inc. | JELD-WEN, Aurora, FiberLast and AuraLast are trademarks or registered trademarks of JELD-WEN, inc., Oregon, USA. All other marks are the property of their respective owners.



Custom Wood
Windows



Custom Wood
Patio doors



IWP® Custom Wood
Exterior doors



IWP® Aurora®
Exterior doors



IWP® Custom Wood
Interior doors

Behold a collection crafted to accentuate your individuality.

To complete our Custom product line, we also offer Custom windows and clad systems that are a perfect match to our IWP® Custom doors. For the full offering of JELD-WEN® Custom Windows and Doors visit us online at jeld-wen.com or see your local dealer.

Door Index

Model	Page	Model	Page	Model	Page
E0011	18, 28, 33	E0403	25	E1201	11
E0022	18, 28, 33	E0412	24	E1202	12, 13, 56
E022C	18, 28, 33	E0422	27	E1204	10, 11
E0033	20, 21, 33	E0432	24	E1208	10
E033C	18	E0442	38	E1212	19
E0044	16, 19, 28, 33	E0465	24	E1222	10
E044C	19, 28, 33	E0500	36, 38, 40, 41	E1223	10
E0055	18, 30, 31, 32	E0508	39	E1301	11, 14
E0066	2, 19, 32	E0509	4, 38	E1302	15, 48
E0088	19, 32	E0510	38	E1303	15
E0103	24, 26	E0513	38	E1313	8, 15
E0105	27	E0515	38	E1321	15
E0120	6, 22, 25, 27	E0608	25	E1322	15
E0128	19	E0712	27	E1730	25
E0138	28	E0760	24	E2050	25
E0225	24	E0V0-4	35	E3040	25
E0305	27, 29	E0V0-4C	35	L201	35
E0311	18	E0V0-6	35	L202	34, 35
E0320	27	E0V0-8	35	L212	35

Since 1960, when JELD-WEN began with one Oregon millwork plant, we’ve been dedicated to crafting reliable windows and doors. Today you can see, touch and feel reliability in our beautiful windows and doors because of their durability, energy efficiency and worry-free performance.

We measure our success by the relationships we build with our customers, suppliers and communities where we live and work. We’ve partnered with organizations such as the Green Building Initiative, which accelerates green-building practices by promoting environmentally progressive approaches that are practical, affordable and accessible.

Another way we fulfill our commitment to the communities where we operate, is through the JELD-WEN Foundation, which was created in 1969 to support worthwhile endeavors in the communities where JELD-WEN operates.

JELD-WEN is an official partner of Major League Soccer and the Portland Timbers, as well as a founding member of the Portland Timbers Community Fund. Our soccer partnerships help us connect with grass roots efforts that build strong communities. Every time the Timbers score a goal, we sponsor a tree to be planted through Friends of Trees.

NOTE: Most doors pictured in this brochure are shown in 36" x 80" dimensions. Doors and glass manufactured to other sizes may differ in appearance; please ask your dealer for a drawing if this concerns you.

The photographs of installed Custom Wood doors shown in this catalog may not represent installations covered by the warranty.



The JELD-WEN® website is your ultimate resource for learning about our windows and doors. It has all the product information and design advice you need. Visit us at **jeld-wen.com** today.



INSERT
FSC LOGO
HERE